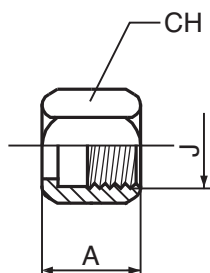


S110

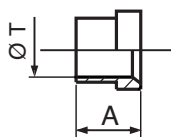
DADO METRICO - WITHWORTH
METRIC NUT-WITHWORTH



T	T	CODE	J	A	CH
Ø mm	Ø Poll.			mm	mm
6	1/4	S110-06M	7/16-20	15,5	14
8	5/16	S110-08M	1/2-20	17	16
10	3/8	S110-10M	9/16-18	18,5	19
12	1/2	S110-12M	3/4-14	21,5	22
14	5/8	S110-14M	7/8-14	24,5	27
15	5/8	S110-15M	7/8-14	24,5	27
16	5/8	S110-16M	7/8-14	24,5	27
18	3/4	S110-18M	1"1/16-12	26	32
20	3/4	S110-20M	1"1/16-12	26	32
25	1"	S110-25M	1"5/16-12	28,5	38
30	1"1/4	S110-30M	1"5/8-12	31	50
32	1"	S110-32M	1"5/8-12	31	50
38	1"1/2	S110-38M	1"7/8-12	36	60

S120 M

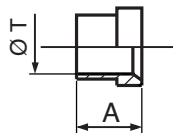
BUSSOLA METRICA
METRIC SLEEVE SLEEVE



T	T	CODE	A
Ø mm	Ø Poll.		mm
6		S120-06M	10,5
8		S120-08M	11,5
10		S120-10M	12,5
12		S120-12M	14,5
14		S120-14M	16,5
15		S120-15M	16,5
16		S120-16M	16,5
18		S120-18M	17
20		S120-20M	17
25		S120-25M	19,5
30		S120-30M	23
32		S120-32M	23
38		S120-38M	28,5

S120 W

BUSSOLA WITHWORTH
METRIC WITHWORTH SLEEVE



	1/4	S120-06W	10,5
	5/16	S120-08W	11,5
	3/8	S120-10W	12,5
	1/2	S120-12W	14,5
	5/8	S120-16W	16,5
	3/4	S120-18W	17
	1"	S120-25W	19,5
	1"1/4	S120-32W	23
	1"1/2	S120-38W	28,5

37°

