VALVOLE DI BLOCCO PILOTATE A DOPPIO EFFETTO

TIPO / TYPE

VBPDE

SCHEMA IDRAULICO
HYDRAULIC DIAGRAM



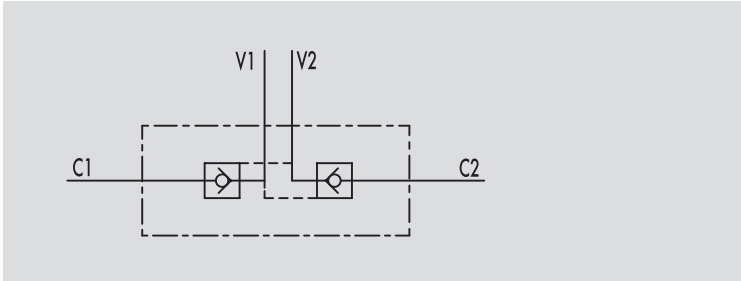

DOUBLE PILOT OPERATED CHECK VALVES

IMPIEGO:
Valvola utilizzata per bloccare in posizione un cilindro in entrambi i sensi, consentendo il flusso in una direzione ed impedendolo in senso contrario fino a quando non viene applicata la pressione di pilotaggio.

MATERIALI E CARATTERISTICHE:
Corpo: acciaio zincato.
Componenti interni: acciaio temprato termicamente e rettificato
Guarnizioni: BUNA N standard
Tenuta: a cono guidato. Non ammette trafilamenti.

MONTAGGIO:
Collegare V1 e V2 all'alimentazione e C1 e C2 all'attuatore.

A RICHIESTA
- senza guarnizione OR sul pilota
- molla 1 Bar
- molla 8 Bar

USE AND OPERATION:
Pilot check valves are used to block the cylinder in both directions. Flow is free in one direction and blocked in the reverse direction until pilot pressure is applied.

MATERIALS AND FEATURES:
Body: zinc-plated steel.
Internal parts: hardened and ground steel.
Seals: BUNA N standard
Poppet type: any leakage.

APPLICATIONS:
Connect V1 and V2 to the pressure flow and C1 and C2 to the actuator.

ON REQUEST
- without seal on pilot piston
- 1 Bar spring
- 8 Bar spring

PERDITE DI CARICO
PRESSURE DROPS CURVE

Temperatura olio: 50°C - Viscosità olio: 30 cSt
Oil temperature: 50° C - Oil viscosity: 30 cSt

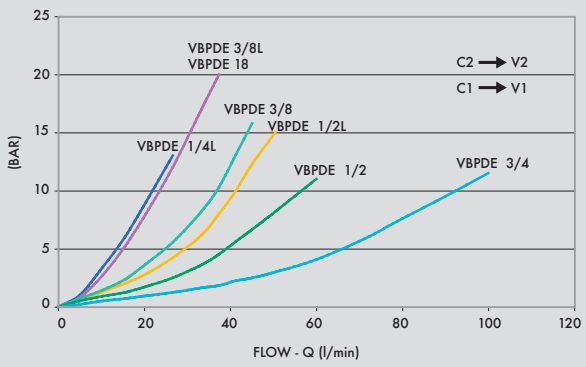

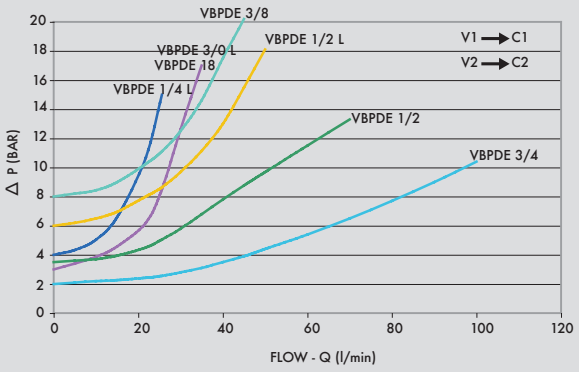

CODICE CODE	SIGLA TYPE	RAPP. PILOT PILOT RATIO	PORTATA MAX MAX FLOW Lt. / min	PRESSIONE MAX MAX PRESSURE Bar	PRESSIONE APERTURA CRACKING PRESSURE Bar
V0010	VBPDE 1/4" L	1:5,5	20	350	4
V0020	VBPDE 3/8" L	1:5,5	35	350	3
V0030	VBPDE 1/2" L	1:5	50	350	6
V0050	VBPDE 3/8 "	1:5	45	350	8
V0061	VBPDE 18 L	1:5,5	20	350	4
V0070	VBPDE 1/2"	1:4	70	350	3,5
V0040	VBPDE 3/4"	1:4	100	300	2

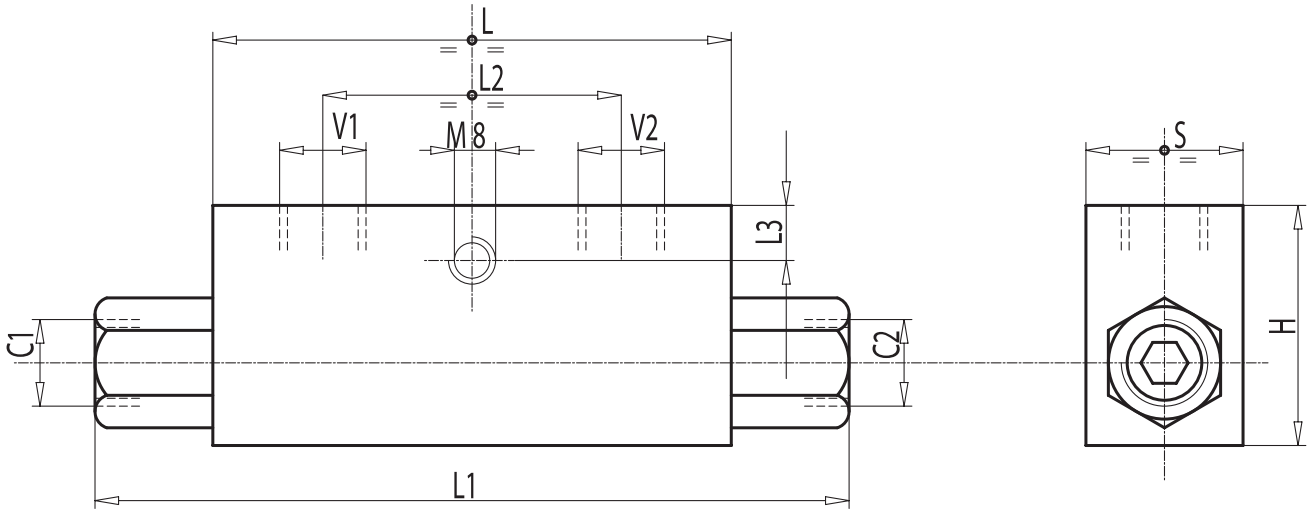

CODICE CODE	SIGLA TYPE	V1 - V2 C1 - C2 GAS - MET	L mm	L1 mm	L2 mm	L3 mm	H mm	S mm	PESO WEIGHT kg
V0010	VBPDE 1/4"L	G 1/4"	64	113	36	8	40	30	0,636
V0020	VBPDE 3/8"L	G 3/8"	80	128	38	8	40	30	0,736
V0030	VBPDE 1/2" L	G 1/2"	90	142	45	12,5	45	35	1,042
V0050	VBPDE 3/8 "	G 3/8"	90	156	45	12,5	45	35	1,174
V0061	VBPDE 18 L	M18X1,5	68	118	38	8	40	30	0,630
V0070	VBPDE 1/2"	G 1/2"	80	144	40	18	60	35	1,284
V0040	VBPDE 3/4"	G 3/4"	100	192	46	12	60	40	1,916